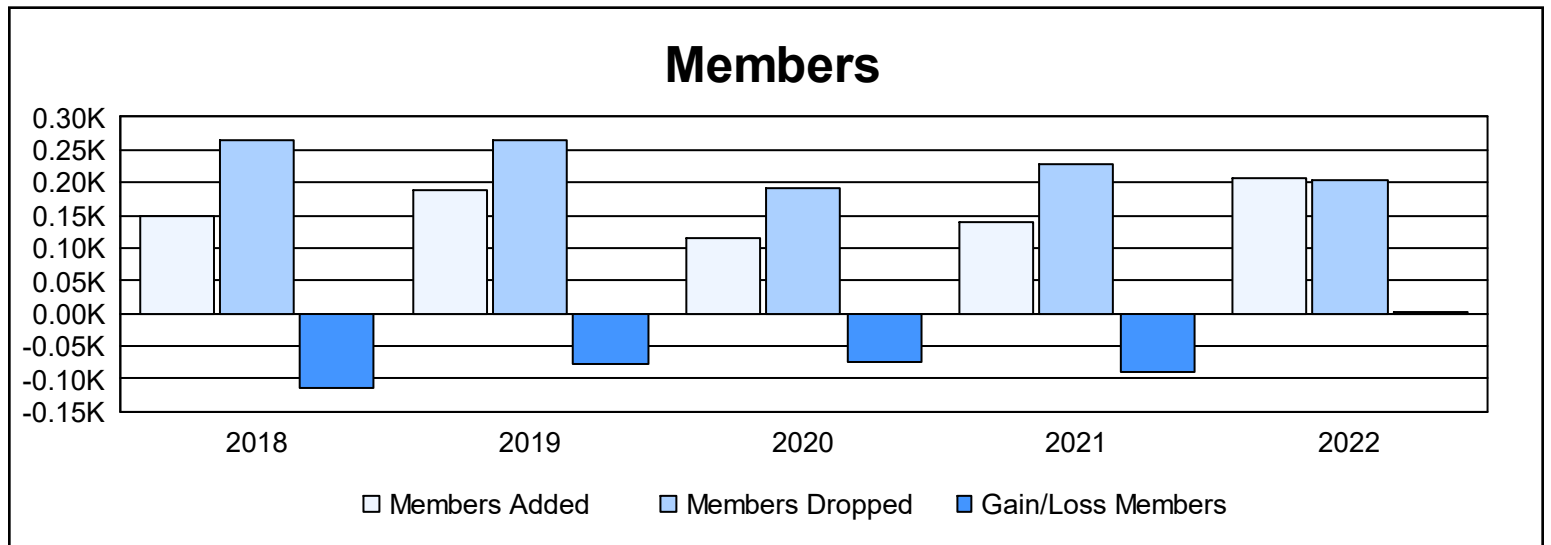
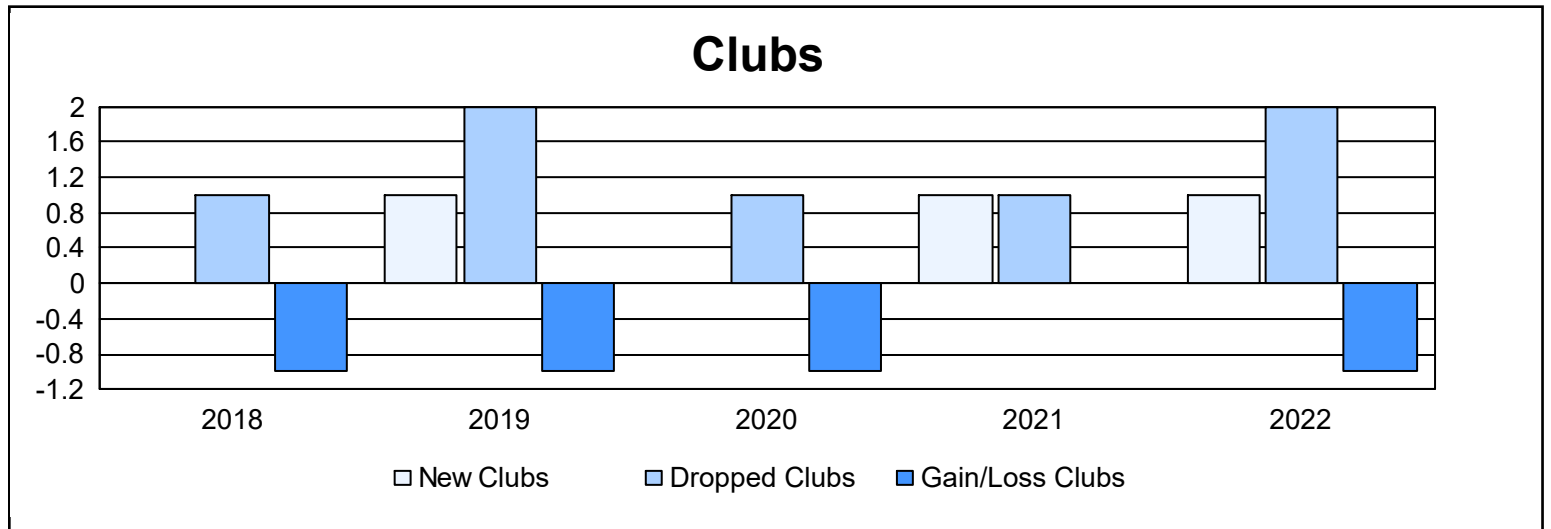
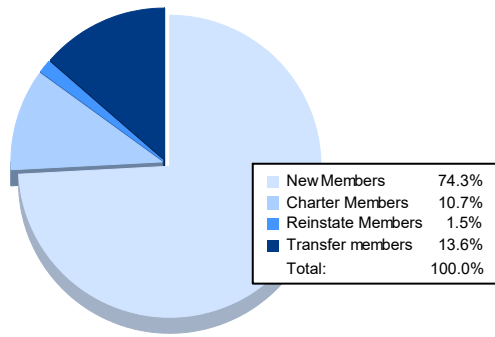


Year	New Clubs	Dropped Clubs	Gain/ Loss Clubs	New Members	Charter Members	Reinstate Members	Transfer Members	Total Member Added	Total Members Dropped	Gain/ Loss Members
2017-2018	0	1	-1	114	0	6	30	150	265	-115
2018-2019	1	2	-1	123	20	9	37	189	265	-76
2019-2020	0	1	-1	91	1	4	19	115	190	-75
2020-2021	1	1	0	98	21	4	18	141	229	-88
2021-2022	1	2	-1	153	22	3	28	206	204	2
<b>Average</b>	<b>1</b>	<b>1</b>	<b>-1</b>	<b>116</b>	<b>13</b>	<b>5</b>	<b>26</b>	<b>160</b>	<b>231</b>	<b>-70</b>



### Membership Composition June 2022 Cumulative



### Gender Composition June 2022 Cumulative

